

# Online Continuing Education Credit Course Information:

Before signing up for either online course please read the following information carefully and understand the following:

1. **You must have a valid email address to register for online courses.**
2. **You must make payment before you will be approved for access to the online course.**  
Please make your payment by **check or money order payable to: JATC**  
**Credit or Debit Cards will be accepted, however, we must charge a 2.5% fee for these transactions.**
3. We strongly recommend using Google Chrome or Mozilla Firefox as your internet browser.

## **COST & Other Related Information:**

Each course (and Level) is worth 6 Credit Hours

### **Motors:**

\$83.00 for 3 Levels\*

A textbook is required for this course and may be rented from the JATC for \$66.00. This amount will be refunded after the book has been returned to the JATC.

*\*You will have approximately one year to complete all three levels, depending on your registration date. Unfortunately, all three levels must be purchased and cannot be broken up.*

### **Hazardous Locations Level I based on the 2014 NEC:**

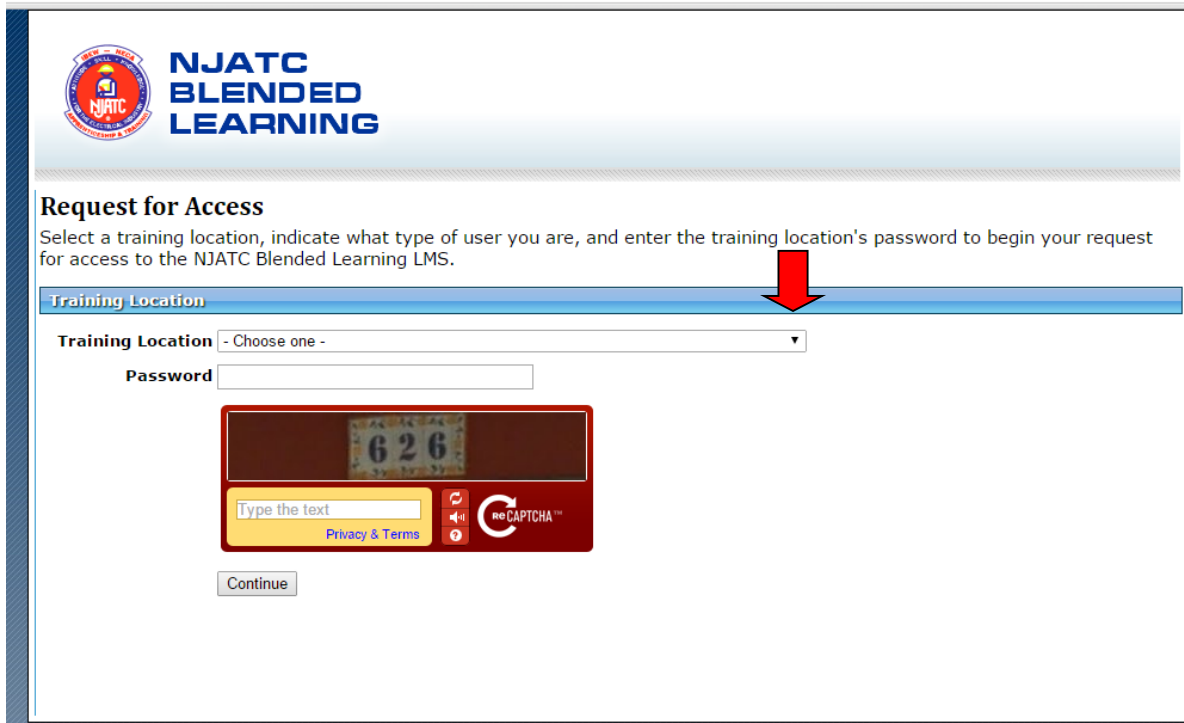
\$26.00

### **Steps:**

1. [Click on this link](http://blendedlearning.njatc.org/login/index.php) or type: <http://blendedlearning.njatc.org/login/index.php> into your browser. This will take you to the Electrical Training Alliance's Blended Learning landing page.
2. Go to the **NOT YET REGISTERED** portion on the right sides of the screen and click on the blue **REGISTER** button.

The screenshot shows the NJATC Blended Learning interface. On the left, under 'SIGN IN', there are input fields for 'User Name' and 'Password', a 'SIGN IN' button, and links for 'Forgotten your username or password?' and 'LMS Support'. On the right, under 'NOT YET REGISTERED?', there is a text prompt: 'Are you ready to start training? Click the link below to request access through the local training center.' and a 'REGISTER' button. A large red arrow points from the 'SIGN IN' area towards the 'REGISTER' button.

3. Next on the following screen click on the down arrow and scroll to **Western Oklahoma Electrical Training Center** for the **Training Location**.



**NJATC BLENDED LEARNING**

### Request for Access

Select a training location, indicate what type of user you are, and enter the training location's password to begin your request for access to the NJATC Blended Learning LMS.

**Training Location**

Training Location - Choose one -

Password

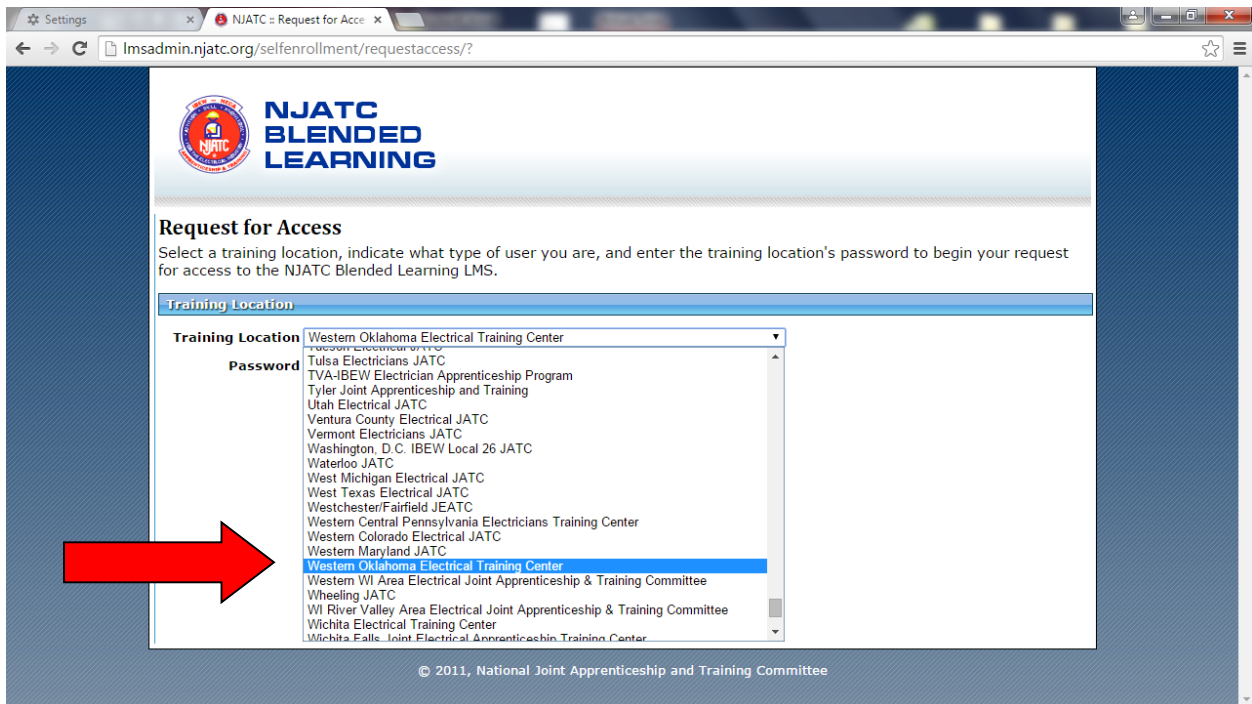
6 2 6

Type the text

Privacy & Terms

reCAPTCHA

Continue



**NJATC BLENDED LEARNING**

### Request for Access

Select a training location, indicate what type of user you are, and enter the training location's password to begin your request for access to the NJATC Blended Learning LMS.

**Training Location**

Training Location

- Western Oklahoma Electrical Training Center
- Tulsa Electricians JATC
- TVA-IBEW Electrician Apprenticeship Program
- Tyler Joint Apprenticeship and Training
- Utah Electrical JATC
- Ventura County Electrical JATC
- Vermont Electricians JATC
- Washington, D.C. IBEW Local 26 JATC
- Waterloo JATC
- West Michigan Electrical JATC
- West Texas Electrical JATC
- Westchester/Fairfield JEATC
- Western Central Pennsylvania Electricians Training Center
- Western Colorado Electrical JATC
- Western Maryland JATC
- Western Oklahoma Electrical Training Center**
- Western WI Area Electrical Joint Apprenticeship & Training Committee
- Wheeling JATC
- WI River Valley Area Electrical Joint Apprenticeship & Training Committee
- Wichita Electrical Training Center
- Wichita Falls Joint Electrical Apprenticeship Training Center

© 2011, National Joint Apprenticeship and Training Committee

4. Enter the Training Location Password: **IBEW-NECA** (must be entered with the dash) where requested, then type the text in the yellow box that of what is indicated in the picture above it.

**NJATC BLENDED LEARNING**

### Request for Access

Select a training location, indicate what type of user you are, and enter the training location's password to begin your request for access to the NJATC Blended Learning LMS.

**Training Location**

Training Location - Choose one -

Password IBEW-NECA

Type the text  
Privacy & Terms

reCAPTCHA

Continue

5. On the next screen enter the information requested and create a password. When you get to **Student Type**: select **Continuing Electrical Training**.

Training Location: *Western Oklahoma Electrical Training Center*

First Name

Last Name

Phone #

E-mail Address

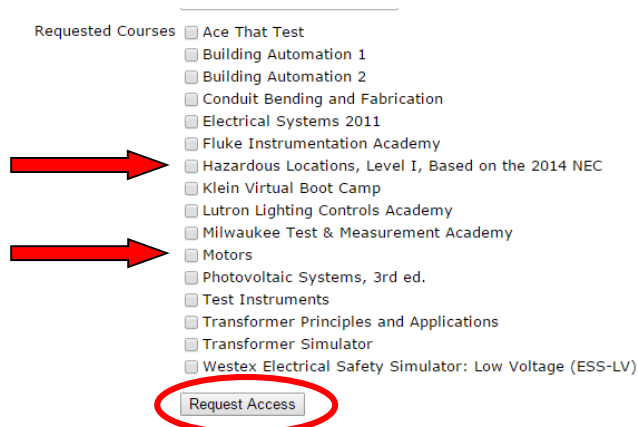
Desired Password

Confirm Password

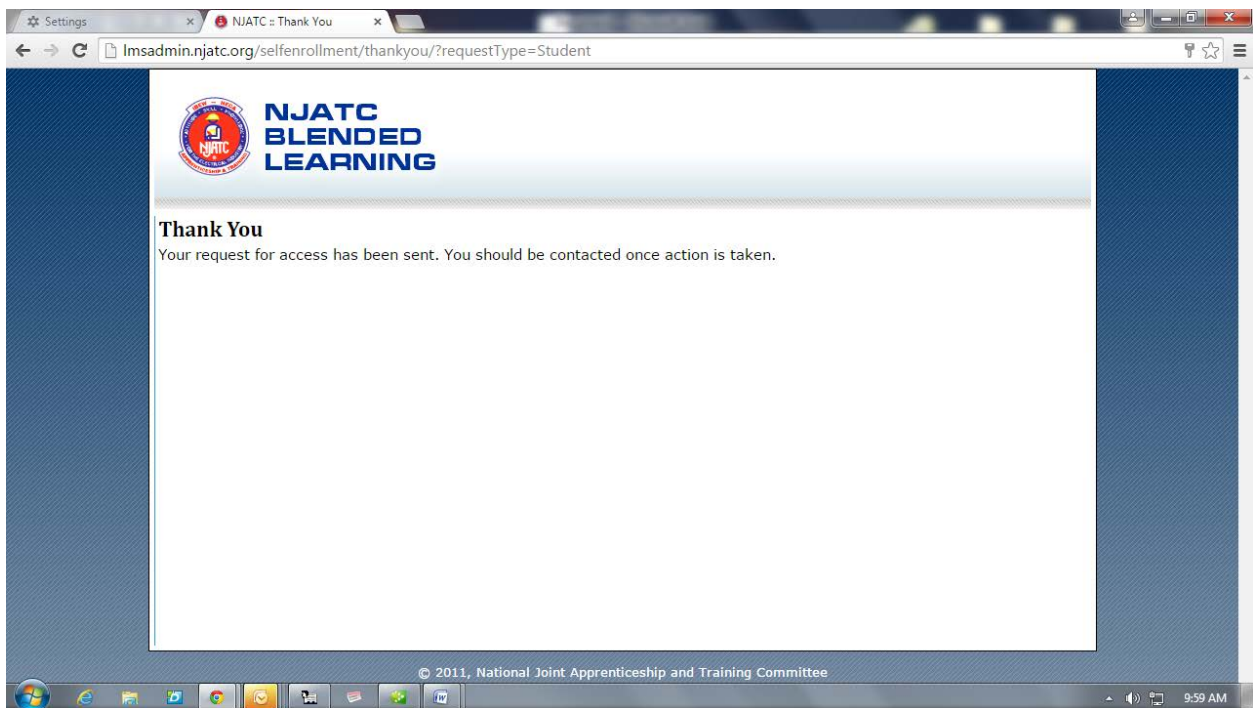
Student Type

6. Selecting Continuing Electrical Training as student type will open up a list of courses.
7. Select by checking the box to the left of the course title
8. Chose between Motors and Hazardous Locations, Level I, Based on the 2014 NEC

**NOTE:** These are the ONLY two courses that have been approved for the Quality Connection Program as Continuing Education Credits.



9. Click **Request Access** and you will receive the following message:



An email is then sent to Training Director, Cliff Stewart for approval. You will be contacted by the Western Oklahoma Electrical Training Center verifying the course and registration. If you have not made payment for the course, it will be due at this time.